

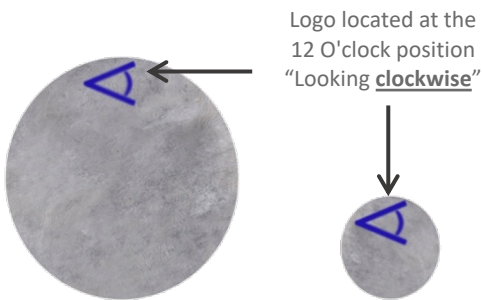
# Omnigen®

## Surgical Orientation guide

### Graft

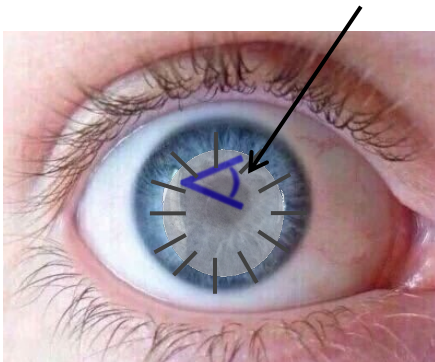
Substrate or permanent inlay

Position graft epithelial side UP



You are looking at the epithelial side

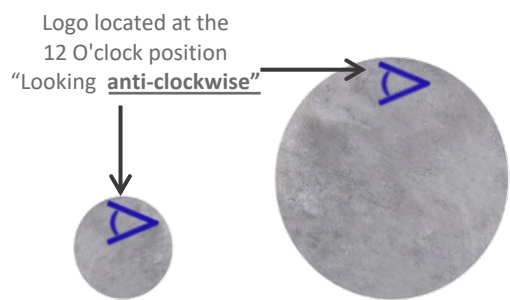
Looking clockwise  
(epithelial side up)



### Patch

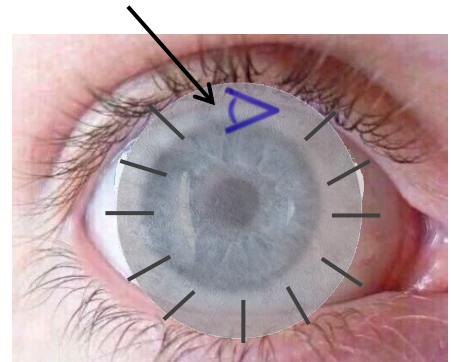
Removable overlay

Position patch epithelial side DOWN



You are looking at the stromal side

Looking anti-clockwise  
(epithelial side down)



For the orientation of Omnigen in OmniLenz, please see the OmniLenz Application Insert