

# Omnigen®

## Surgical Orientation guide

### Graft

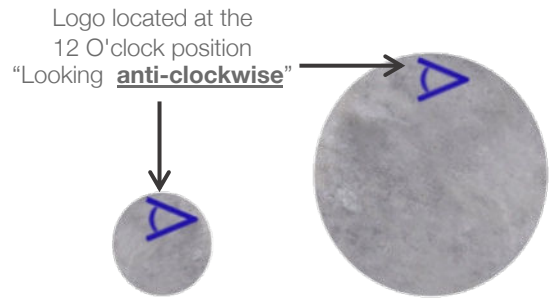
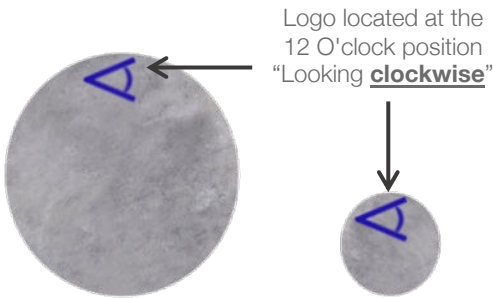
*Substrate or permanent inlay*

### Patch

*Removable overlay*

Position graft epithelial side **UP**

Position patch epithelial side **DOWN**

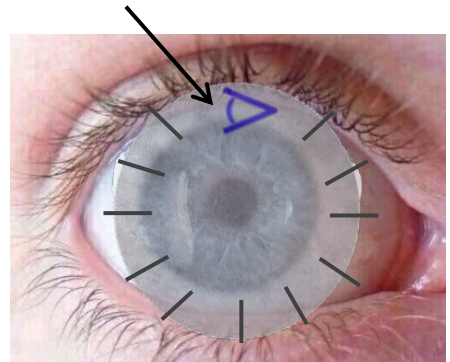
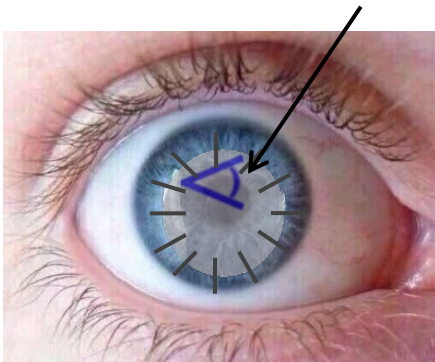


You are looking at the epithelial side

You are looking at the stromal side

Looking clockwise  
(epithelial side up)

Looking anti-clockwise  
(epithelial side down)



For the orientation of Omnigen in OmniLenz, **please see the OmniLenz Application Insert**